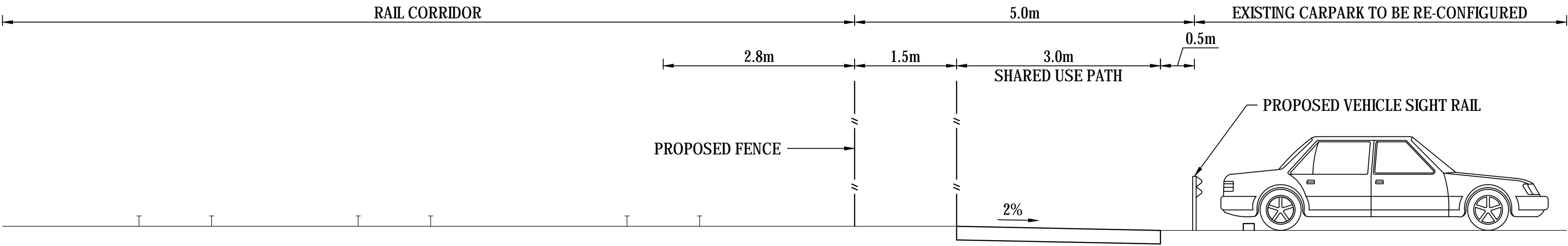
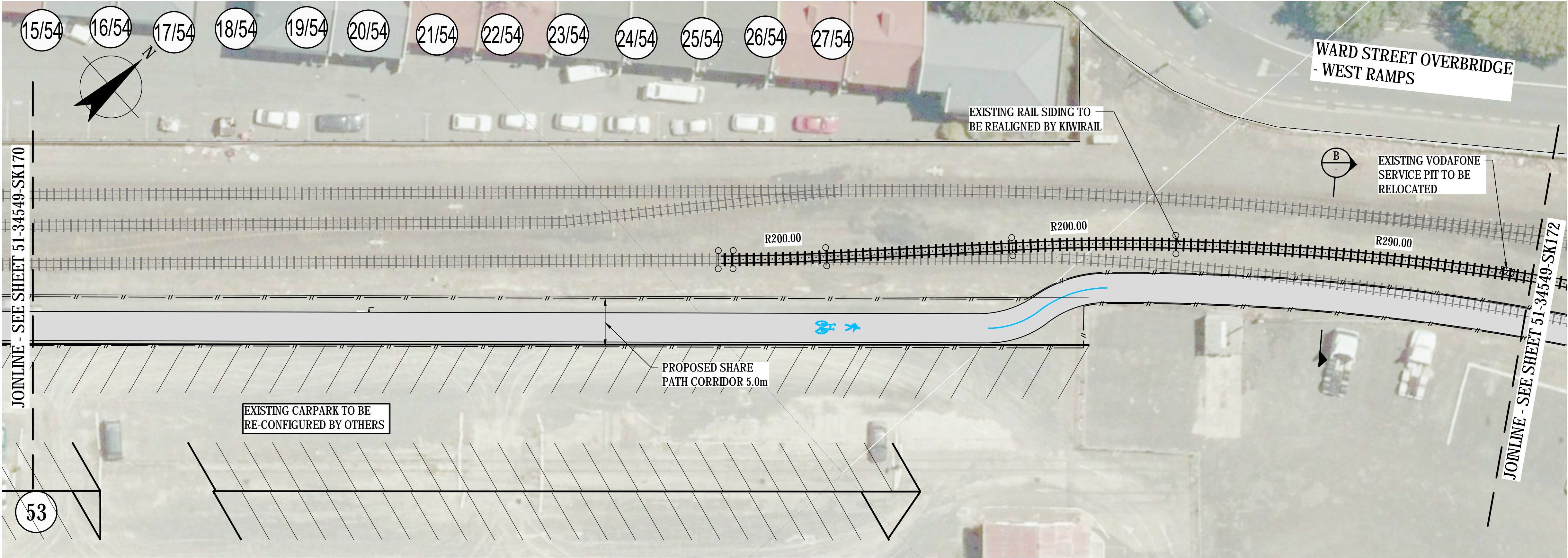


PLAN
1:250

KEY	
	EXISTING KERB
	PROPOSED KERB
	NEW NO STOPPING LINES
	NEW WHITE LINES
	FENCE
	SWALE
	EXISTING RAILWAY TRACK
	PROPOSED RAILWAY TRACK
	STRUCTURE
	CYCLEWAY
	CYCLEWAY
	SHARED PATH
	TACTILE PAVER
	TUBULAR HAND RAILS
	GRASS
	KERB SEPARATOR
	PATTERNED SURFACE
	LANDSCAPE PLANTING
	PARKING
	EXISTING TREE
	EXISTING TREE TO BE REMOVED
	PROPOSED TREE
	PROPERTY ADDRESS NUMBER

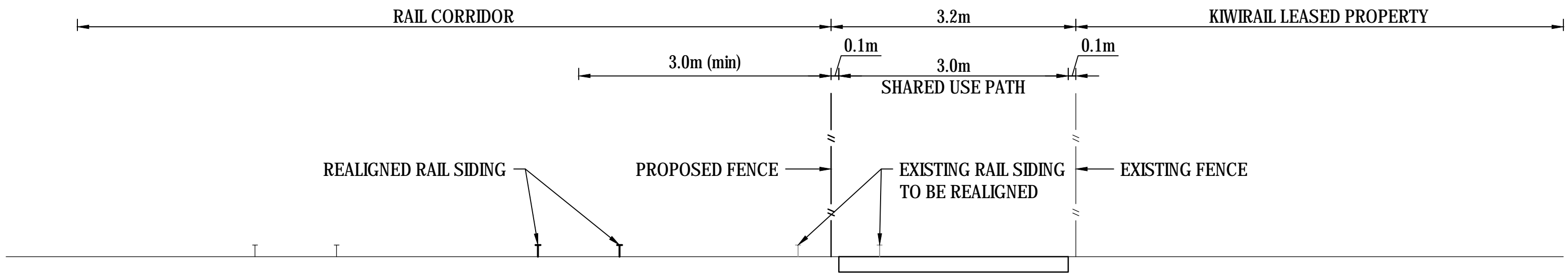


A SECTION
SCALE 1 : 50

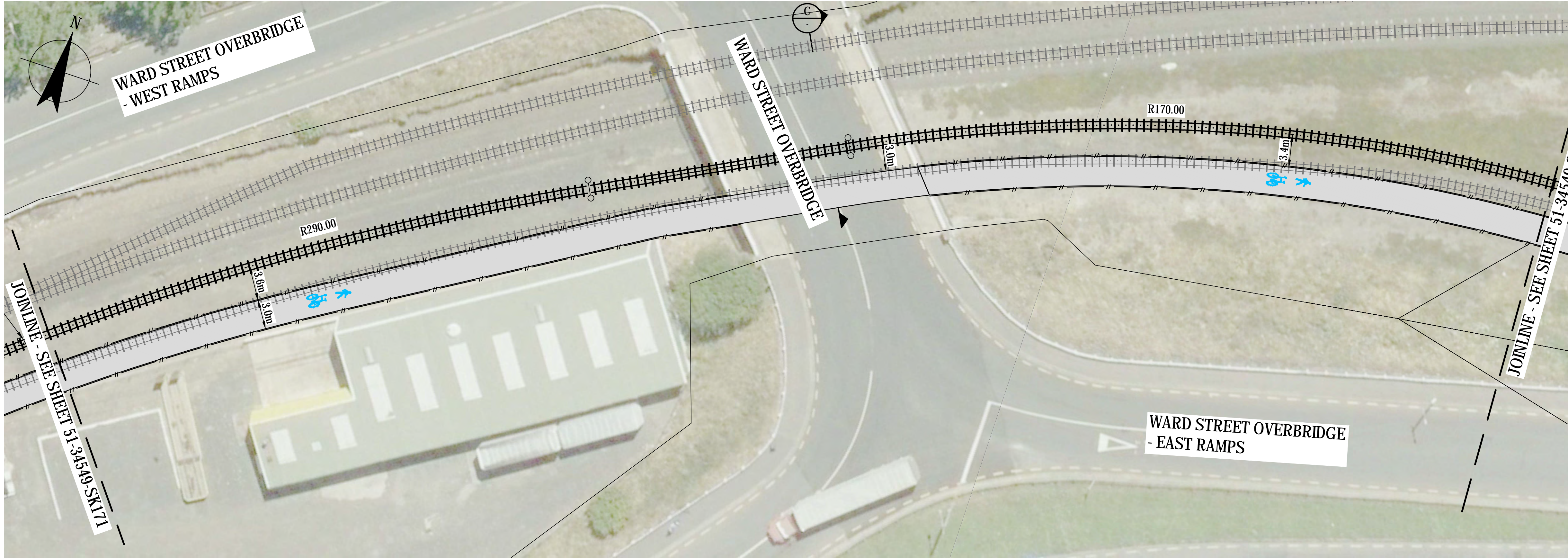


PLAN
1:250

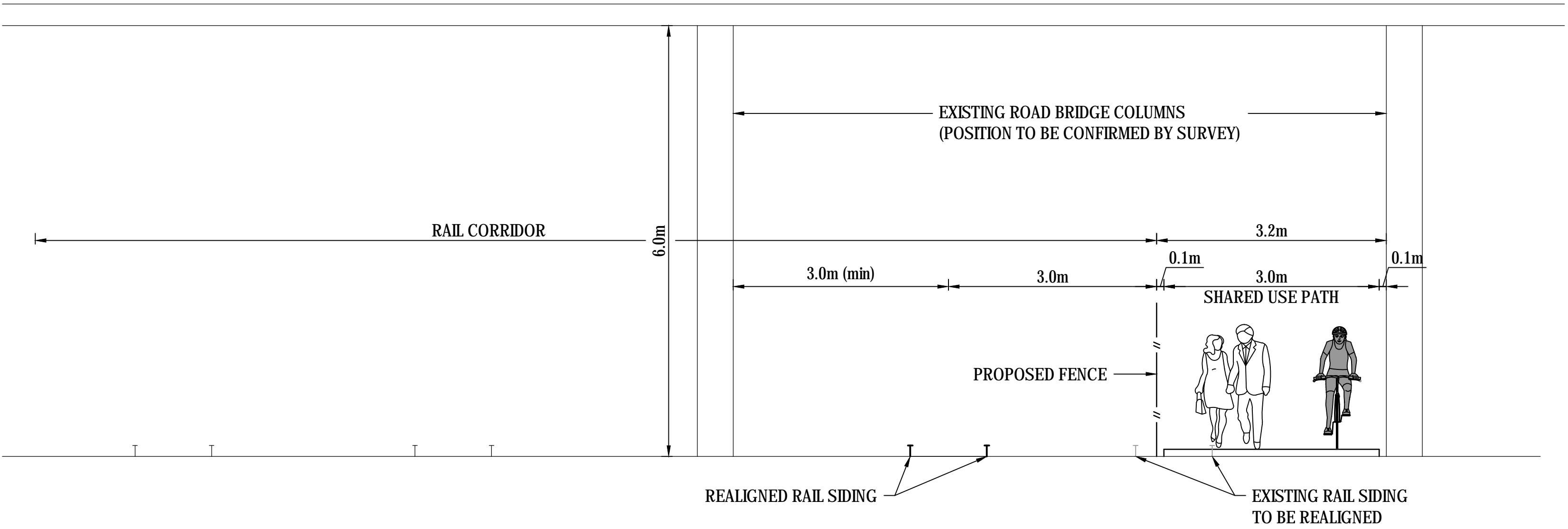
KEY	
	EXISTING KERB
	PROPOSED KERB
	NEW NO STOPPING LINES
	NEW WHITE LINES
	FENCE
	SWALE
	EXISTING RAILWAY TRACK
	PROPOSED RAILWAY TRACK
	STRUCTURE
	CYCLEWAY
	SHARED PATH
	TACTILE PAVER
	TUBULAR HAND RAILS
	GRASS
	KERB SEPARATOR
	PATTERNED SURFACE
	LANDSCAPE PLANTING
	PARKING
	EXISTING TREE
	EXISTING TREE TO BE REMOVED
	PROPOSED TREE
	PROPERTY ADDRESS NUMBER



B SECTION
SCALE 1 : 50

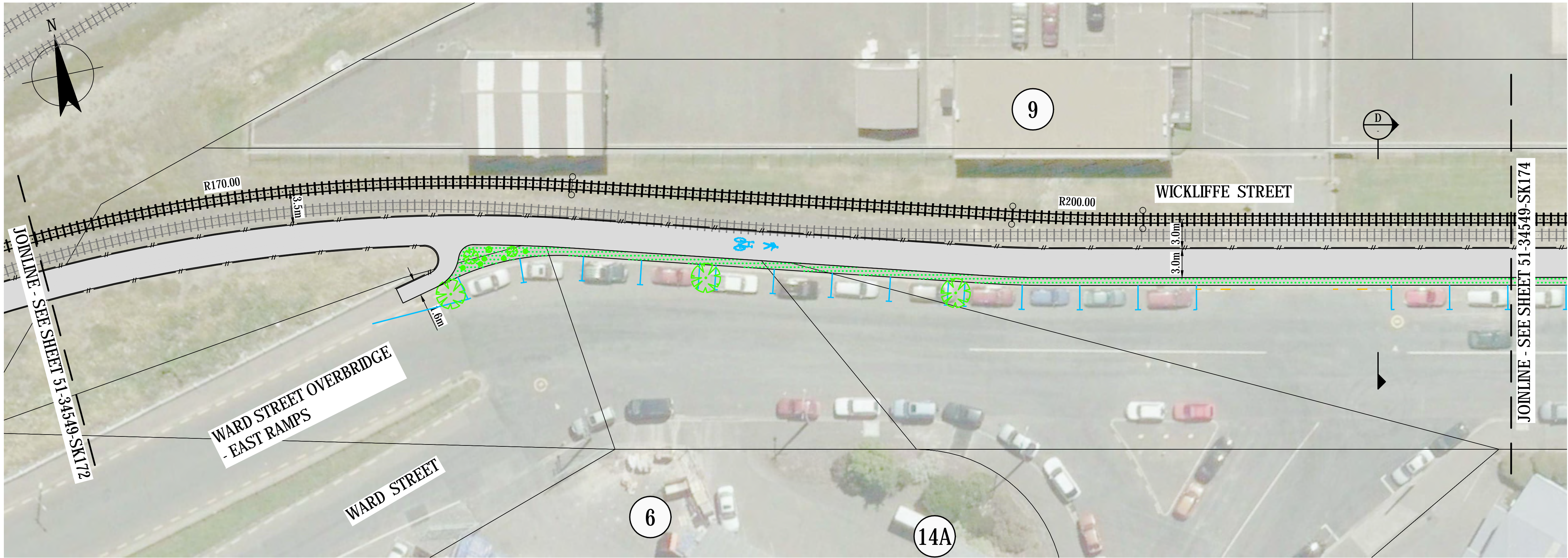


PLAN
1:250



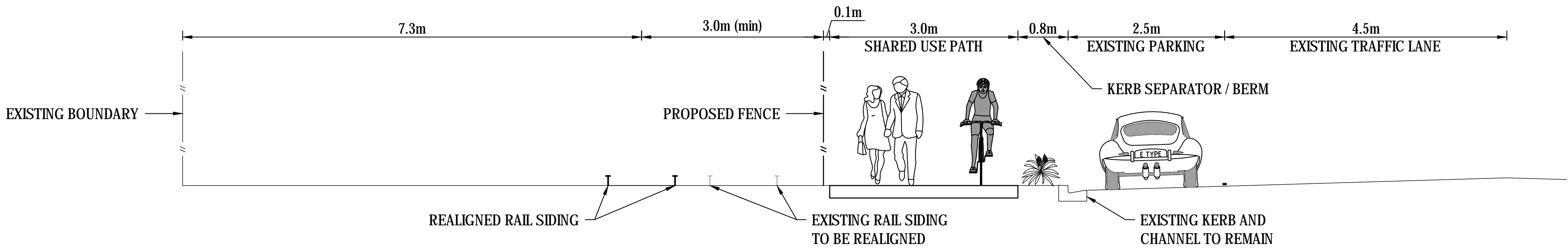
C SECTION
SCALE 1 : 50

KEY	
	EXISTING KERB
	PROPOSED KERB
	NEW NO STOPPING LINES
	NEW WHITE LINES
	FENCE
	SWALE
	EXISTING RAILWAY TRACK
	PROPOSED RAILWAY TRACK
	STRUCTURE
	CYCLEWAY
	CYCLEWAY
	SHARED PATH
	TACTILE PAVER
	TUBULAR HAND RAILS
	GRASS
	KERB SEPARATOR
	PATTERNED SURFACE
	LANDSCAPE PLANTING
	PARKING
	EXISTING TREE
	EXISTING TREE TO BE REMOVED
	PROPOSED TREE
	PROPERTY ADDRESS NUMBER

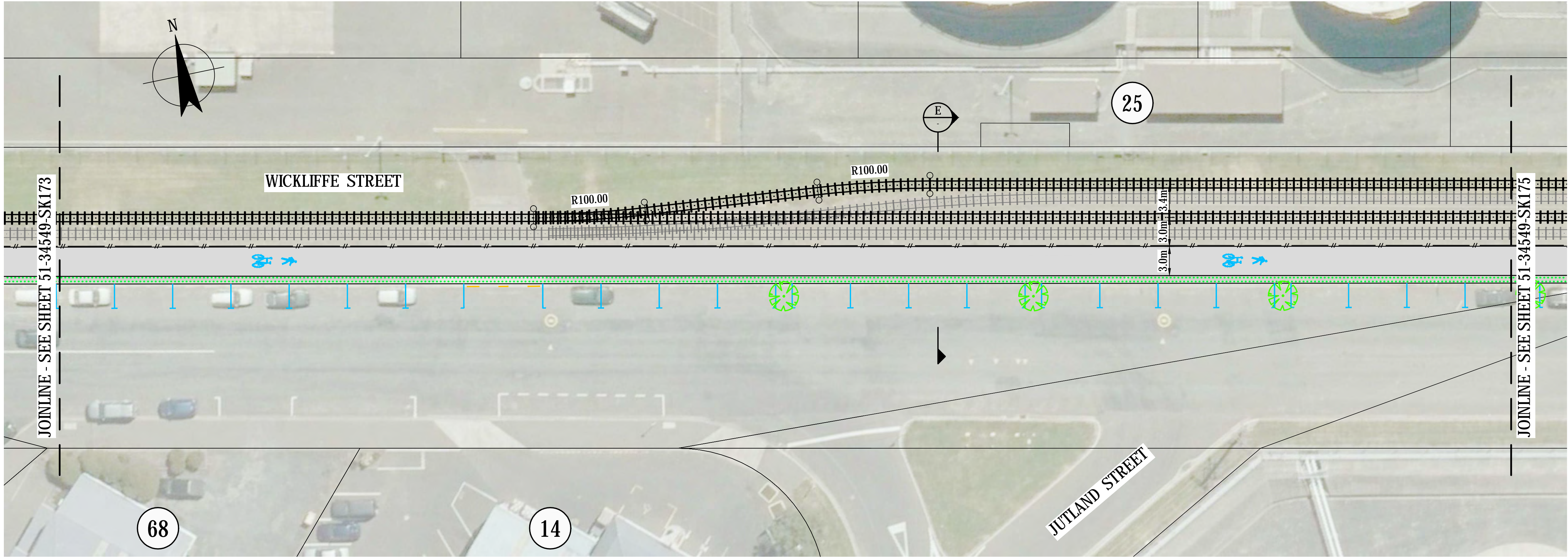


PLAN
1:250

KEY	
	EXISTING KERB
	PROPOSED KERB
	NEW NO STOPPING LINES
	NEW WHITE LINES
	FENCE
	SWALE
	EXISTING RAILWAY TRACK
	PROPOSED RAILWAY TRACK
	STRUCTURE
	CYCLEWAY
	CYCLEWAY
	SHARED PATH
	TACTILE PAVER
	TUBULAR HAND RAILS
	GRASS
	KERB SEPARATOR
	PATTERNED SURFACE
	LANDSCAPE PLANTING
	PARKING
	EXISTING TREE
	EXISTING TREE TO BE REMOVED
	PROPOSED TREE
	PROPERTY ADDRESS NUMBER

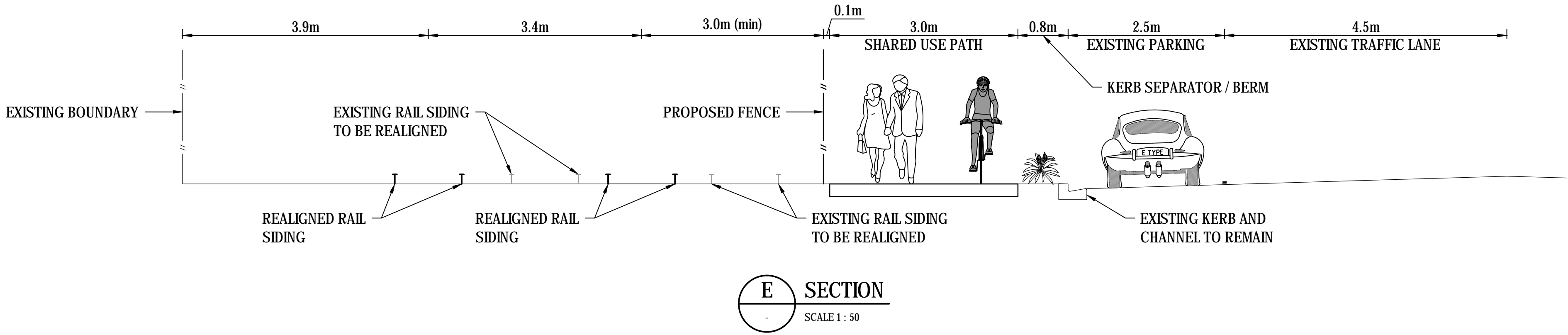


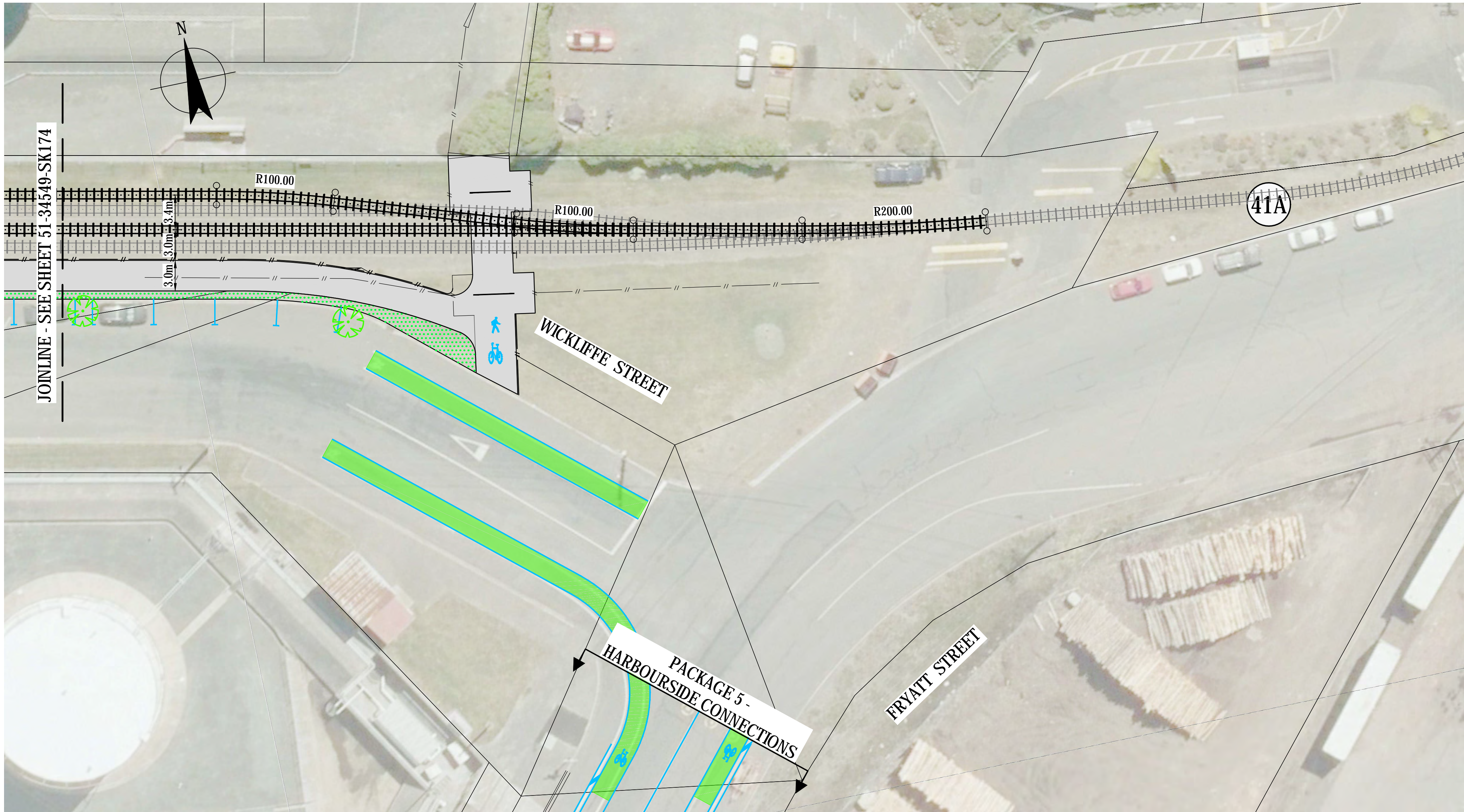
D SECTION
SCALE 1 : 50



PLAN
1:250

KEY	
	EXISTING KERB
	PROPOSED KERB
	NEW NO STOPPING LINES
	NEW WHITE LINES
	FENCE
	SWALE
	EXISTING RAILWAY TRACK
	PROPOSED RAILWAY TRACK
	STRUCTURE
	CYCLEWAY
	SHARED PATH
	TACTILE PAVER
	TUBULAR HAND RAILS
	GRASS
	KERB SEPARATOR
	PATTERNED SURFACE
	LANDSCAPE PLANTING
	PARKING
	EXISTING TREE
	EXISTING TREE TO BE REMOVED
	PROPOSED TREE
	PROPERTY ADDRESS NUMBER





PLAN
1:250

KEY	
	EXISTING KERB
	PROPOSED KERB
	NEW NO STOPPING LINES
	NEW WHITE LINES
	FENCE
	SWALE
	EXISTING RAILWAY TRACK
	PROPOSED RAILWAY TRACK
	STRUCTURE
	CYCLEWAY
	SHARED PATH
	TACTILE PAVER
	TUBULAR HAND RAILS
	GRASS
	KERB SEPARATOR
	PATTERNED SURFACE
	LANDSCAPE PLANTING
	PARKING
	EXISTING TREE
	EXISTING TREE TO BE REMOVED
	PROPOSED TREE
	PROPERTY ADDRESS NUMBER